

Spring 2024 Individual Report FAS-ECON 2535-Advanced Topics in International Trade 001 Constanza Abuin

- General Course Questions
 - Course General Questions
 - Requirements - What did this course require of you?
 - On average, how many hours per week did you spend on coursework outside of class? Enter a whole number between 0 and 168.
 - How difficult did you find this course?
 - What was/were your reason(s) for enrolling in this course? (Please check all that apply)
 - Recommendations - Would you recommend this course?
 - How strongly would you recommend this course to your peers?
 - Open Discourse in the Classroom
 - In this course, most students listen attentively with an open mind and a willingness to change their point of view as they learn more about the topic.
 - In this course (including sections), I feel comfortable expressing my views on controversial topics.
- Evaluation of Section Leaders
 - Section Leader Questions
 - Section Leader

Spring 2024 Individual Report FAS-ECON 2535-Advanced Topics in International Trade 001 Constanza Abuin

Project Title: 2024 Spring Harvard FAS Course Evaluation

Course Audience: 6
Responses Received: 3
Response Ratio: 50%

Report Comments

Note: The order that the questions appear on this report is not the same as the way the questions were displayed to students. The order has been changed to make the report more readable.

Creation Date: Thursday, June 6, 2024



General Course Questions

Course General Questions

	Count	Excellent	Very Good	Good	Fair	Unsatisfactory	Course Mean	Dept Mean	Division Mean
Evaluate the course overall.	3	67%	33%	0%	0%	0%	4.67	4.12	4.32
Course materials (readings, audio-visual materials, textbooks, lab manuals, website, etc.)	3	67%	33%	0%	0%	0%	4.67	4.12	4.30
Assignments (exams, essays, problem sets, language homework, etc.)	3	67%	33%	0%	0%	0%	4.67	3.93	4.19
Feedback you received on work you produced in this course	3	0%	33%	67%	0%	0%	3.33	3.87	4.12
Section component of the course	1	100%	0%	0%	0%	0%	5.00	4.08	4.23

Course

1. Evaluate the course overall.

Options	Score	Count	Percentage
Excellent	5	2	67%
Very Good	4	1	33%
Good	3	0	0%
Fair	2	0	0%
Unsatisfactory	1	0	0%

Statistics: Response Ratio 50%, Mean 4.67, Median 5.00, Standard Deviation 0.58

2. Course materials (readings, audio-visual materials, textbooks, lab manuals, website, etc.)

Options	Score	Count	Percentage
Excellent	5	2	67%
Very Good	4	1	33%
Good	3	0	0%
Fair	2	0	0%
Unsatisfactory	1	0	0%

Statistics: Response Ratio 50%, Mean 4.67, Median 5.00, Standard Deviation 0.58

3. Assignments (exams, essays, problem sets, language homework, etc.)

Options	Score	Count	Percentage
Excellent	5	2	67%
Very Good	4	1	33%
Good	3	0	0%
Fair	2	0	0%
Unsatisfactory	1	0	0%

Statistics: Response Ratio 50%, Mean 4.67, Median 5.00, Standard Deviation 0.58

4. Feedback you received on work you produced in this course

Options	Score	Count	Percentage
Excellent	5	0	0%
Very Good	4	1	33%
Good	3	2	67%
Fair	2	0	0%
Unsatisfactory	1	0	0%

Statistics: Response Ratio 50%, Mean 3.33, Median 3.00, Standard Deviation 0.58

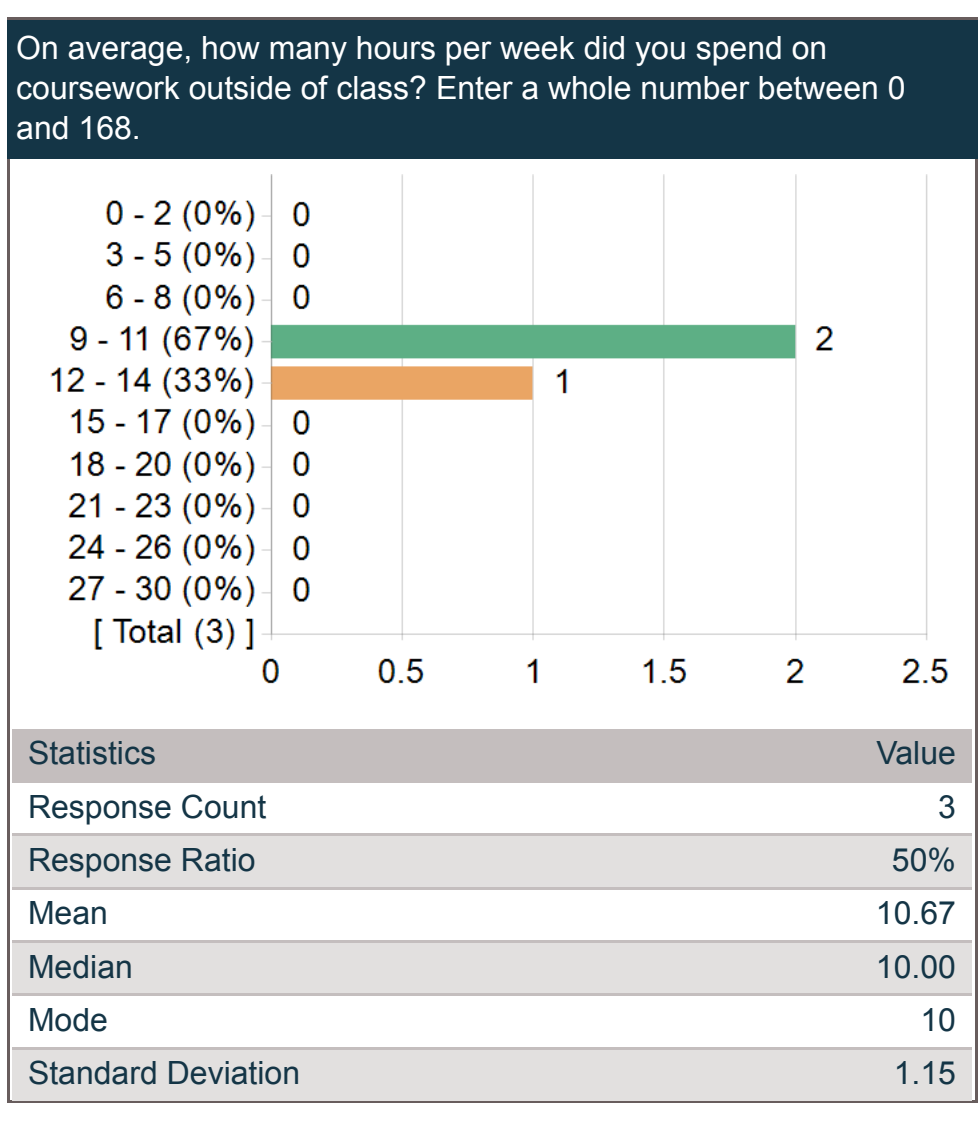
5. Section component of the course

Options	Score	Count	Percentage
Excellent	5	1	100%
Very Good	4	0	0%
Good	3	0	0%
Fair	2	0	0%
Unsatisfactory	1	0	0%

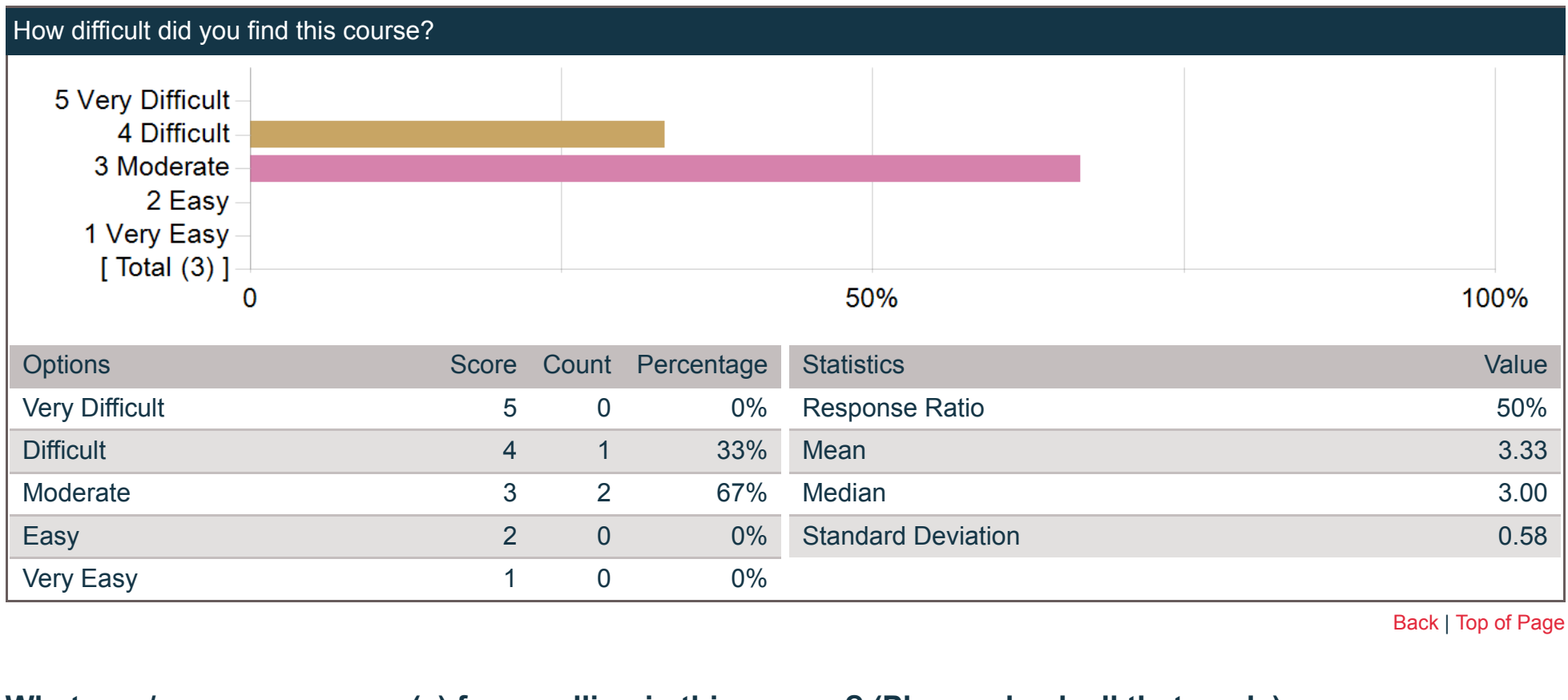
Statistics: Response Ratio 17%, Mean 5.00, Median 5.00, Standard Deviation N/A

Requirements - What did this course require of you?

On average, how many hours per week did you spend on coursework outside of class? Enter a whole number between 0 and 168.



How difficult did you find this course?

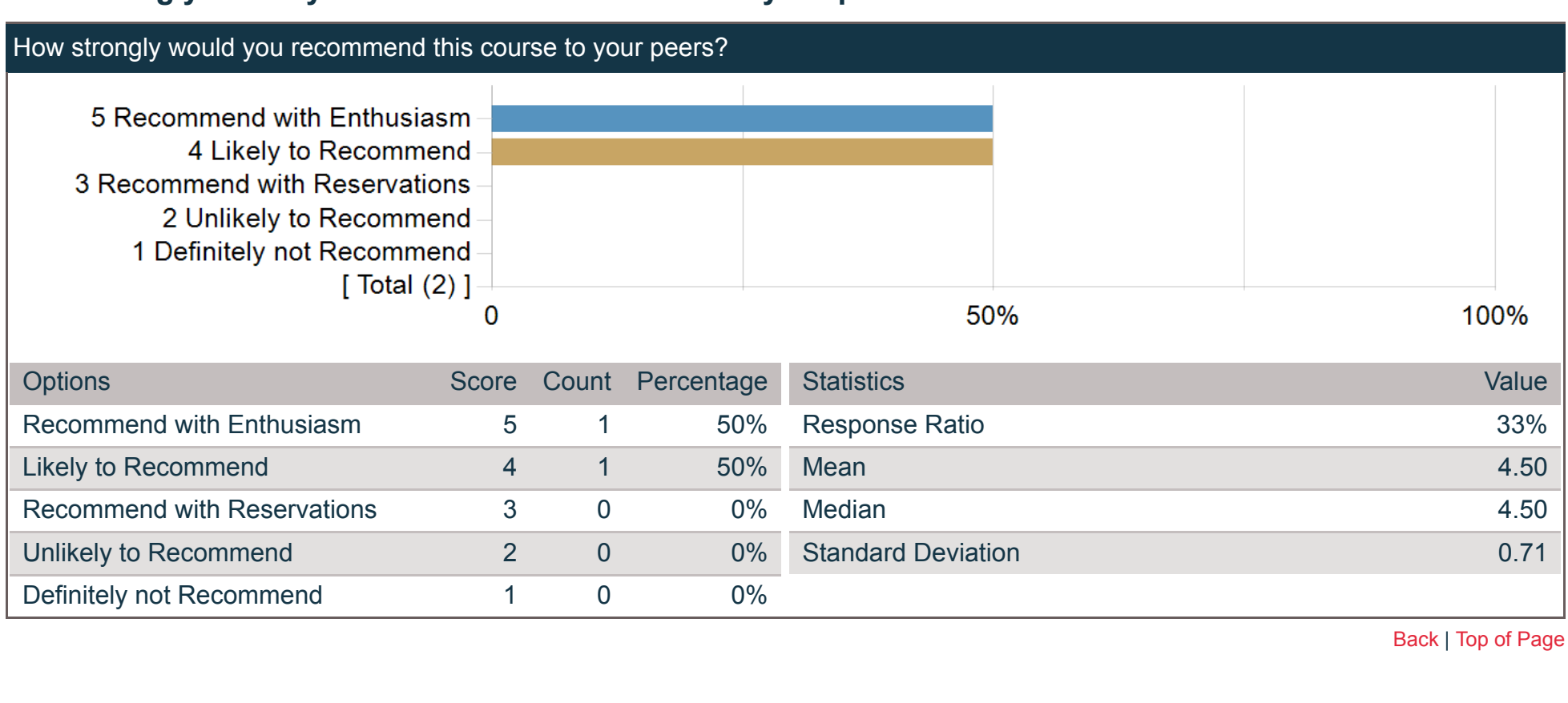


What was/were your reason(s) for enrolling in this course? (Please check all that apply)

Options	Count
Elective	1
Concentration or Department Requirement	2
Secondary Field or Language Citation Requirement	1
Undergraduate General Education Requirement	0
Expository Writing Requirement	0
Foreign Language Requirement	0
Pre-Med Requirement	0
Divisional Distribution Requirement	0
Quantitative Reasoning with Data Requirement	0

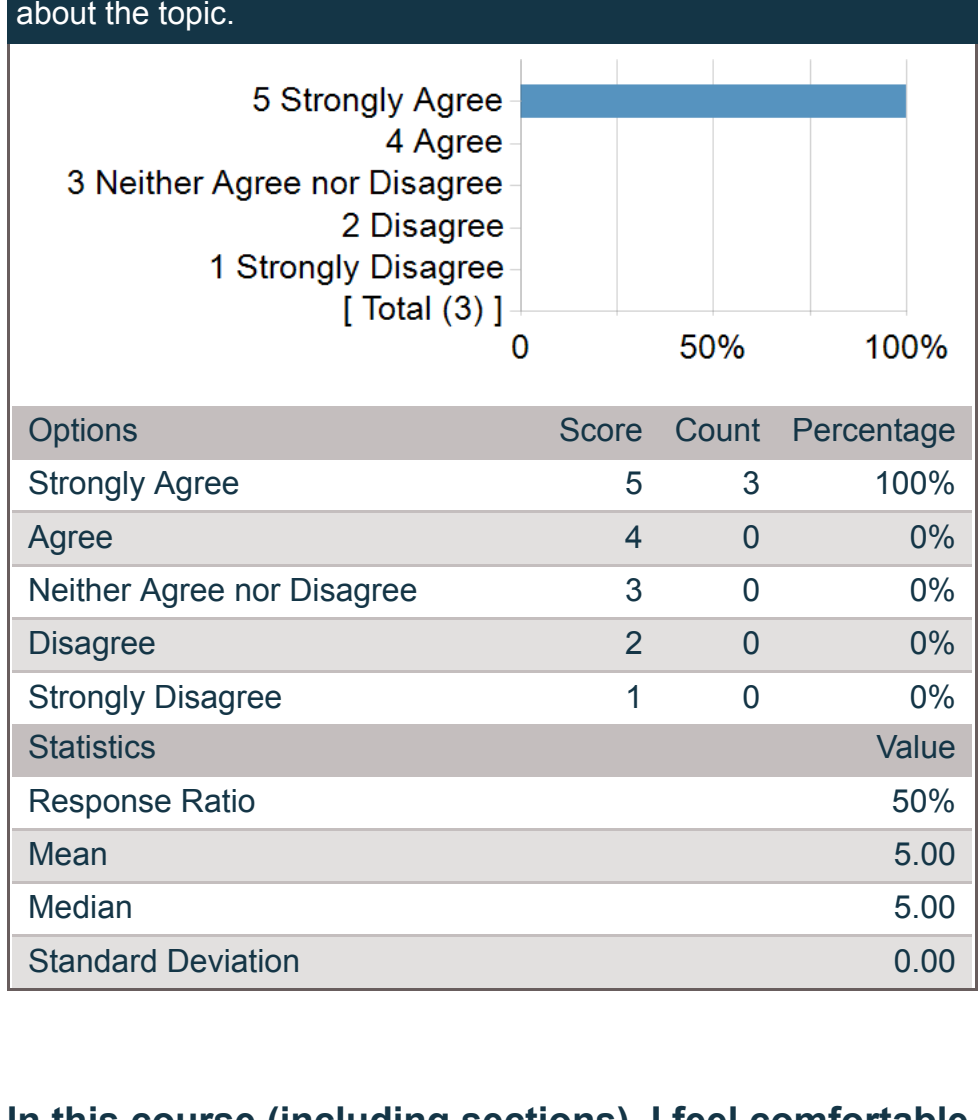
Recommendations - Would you recommend this course?

How strongly would you recommend this course to your peers?

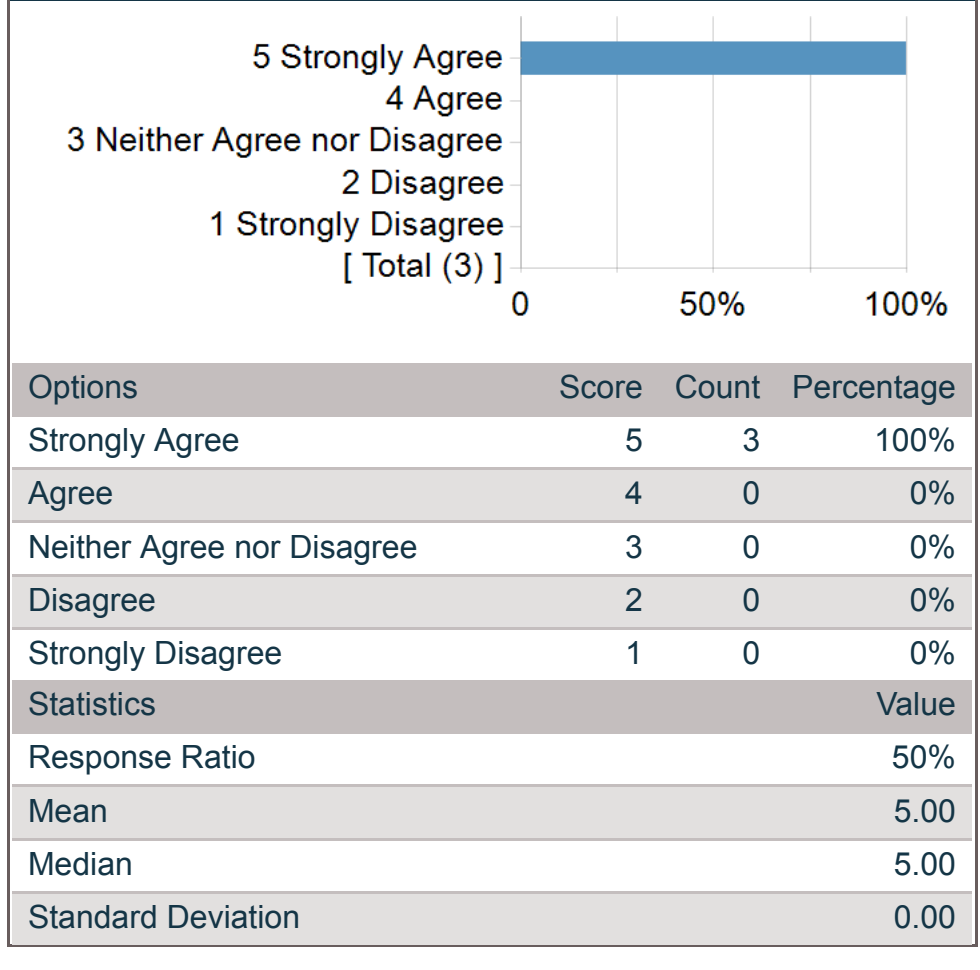


Open Discourse in the Classroom

In this course, most students listen attentively with an open mind and a willingness to change their point of view as they learn more about the topic.



In this course (including sections), I feel comfortable expressing my views on controversial topics.



Evaluation of Section Leaders

Section Leader Questions

	Count	Excellent	Very Good	Good	Fair	Unsatisfactory	Instructor Mean	Dept Mean	Division Mean
Evaluate your Section Leader overall.	1	100%	0%	0%	0%	0%	5.00	4.54	4.52
Gives effective lectures or presentations, if applicable	1	100%	0%	0%	0%	0%	5.00	4.46	4.49
Facilitates discussion and encourages participation	0	N/A	N/A	N/A	N/A	N/A	NRP	4.48	4.52
Is accessible outside of class (including after class, office hours, e-mail, etc.)	1	100%	0%	0%	0%	0%	5.00	4.58	4.59
Generates enthusiasm for the subject matter	0	N/A	N/A	N/A	N/A	N/A	NRP	4.49	4.50
Gives useful feedback on assignments	1	0%	100%	0%	0%	0%	4.00	4.47	4.42
Returns assignments in a timely fashion	1	100%	0%	0%	0%	0%	5.00	4.53	4.46

Section Leader

1. Evaluate your Section Leader overall.

Options	Score	Count	Percentage
Excellent	5	1	100%
Very Good	4	0	0%
Good	3	0	0%
Fair	2	0	0%
Unsatisfactory	1	0	0%

Statistics: Response Ratio 17%, Mean 5.00, Median 5.00, Standard Deviation N/A

2. Gives effective lectures or presentations, if applicable

Options	Score	Count	Percentage
Excellent	5	1	100%
Very Good	4	0	0%
Good	3	0	0%
Fair	2	0	0%
Unsatisfactory	1	0	0%

Statistics: Response Ratio 17%, Mean 5.00, Median 5.00, Standard Deviation N/A

3. Facilitates discussion and encourages participation

Options	Score	Count	Percentage
Excellent	5	0	0%
Very Good	4	0	0%
Good	3	0	0%
Fair	2	0	0%
Unsatisfactory	1	0	0%

Statistics: Response Ratio 0%, Mean NRP, Median NRP, Standard Deviation NRP

4. Is accessible outside of class (including after class, office hours, e-mail, etc.)

Options	Score	Count	Percentage
Excellent	5	1	100%
Very Good	4	0	0%
Good	3	0	0%
Fair	2	0	0%
Unsatisfactory	1	0	0%

Statistics: Response Ratio 17%, Mean 5.00, Median 5.00, Standard Deviation N/A

5. Generates enthusiasm for the subject matter

Options	Score	Count	Percentage
Excellent	5	0	0%
Very Good	4	0	0%
Good	3	0	0%
Fair	2	0	0%
Unsatisfactory	1	0	0%

Statistics: Response Ratio 0%, Mean NRP, Median NRP, Standard Deviation NRP

6. Gives useful feedback on assignments

Options	Score	Count	Percentage
Excellent	5	0	0%
Very Good	4	1	100%
Good	3	0	0%
Fair	2	0	0%
Unsatisfactory	1	0	0%

Statistics: Response Ratio 17%, Mean 4.00, Median 4.00, Standard Deviation N/A

7. Returns assignments in a timely fashion

Options	Score	Count	Percentage
Excellent	5	1	100%
Very Good	4	0	0%
Good	3	0	0%
Fair	2	0	0%
Unsatisfactory	1	0	0%

Statistics: Response Ratio 17%, Mean 5.00, Median 5.00, Standard Deviation N/A