



Spring 2022 Individual Report FAS-ECON 1010A- Intermediate Microeconomics 001 Constanza Abuin

Project Title: **2022 Spring Harvard FAS Course Evaluation**

Course Audience: **80**
Responses Received: **63**
Response Ratio: **79%**

Report Comments

Note:

The order that the questions appear on this report is not the same as the way the questions were displayed to students. The order has been changed to make the report more readable.

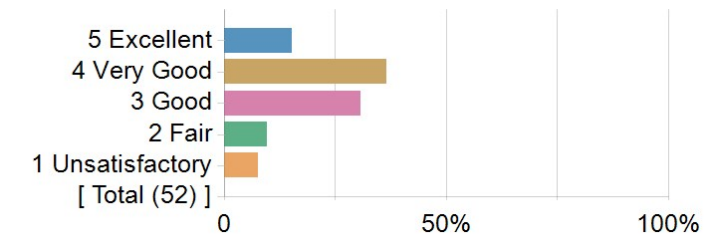
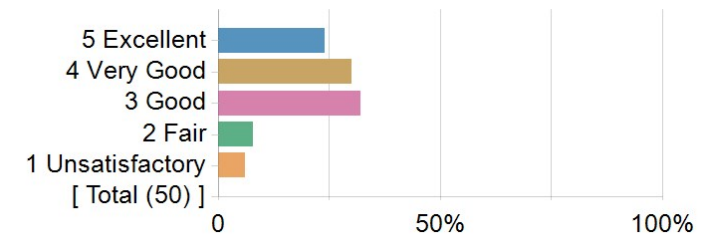
Creation Date: **Monday, June 6, 2022**

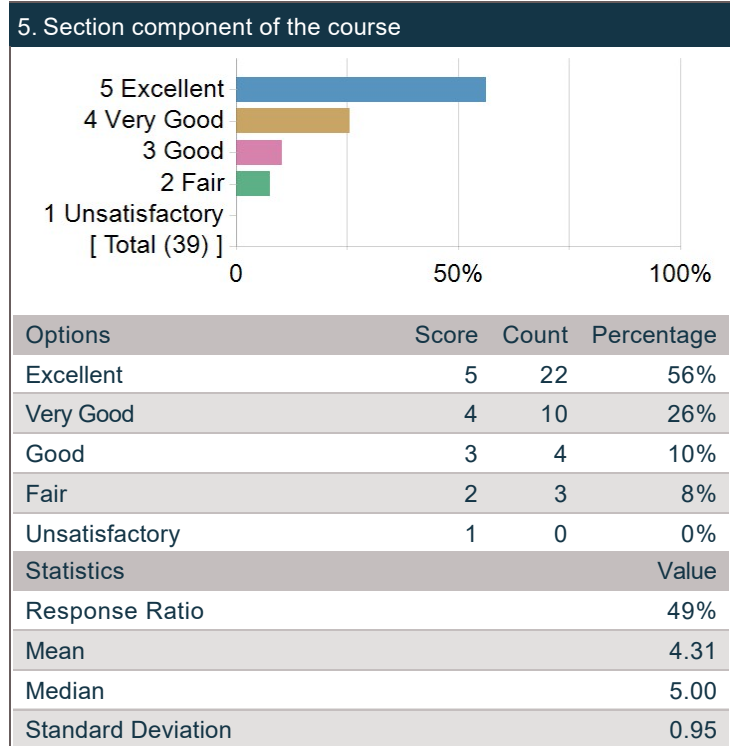
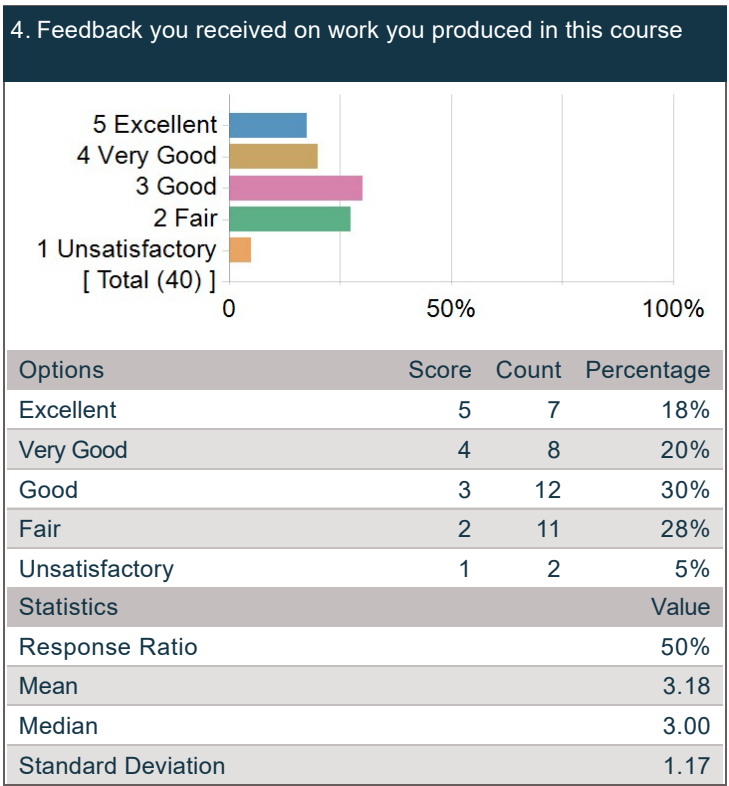
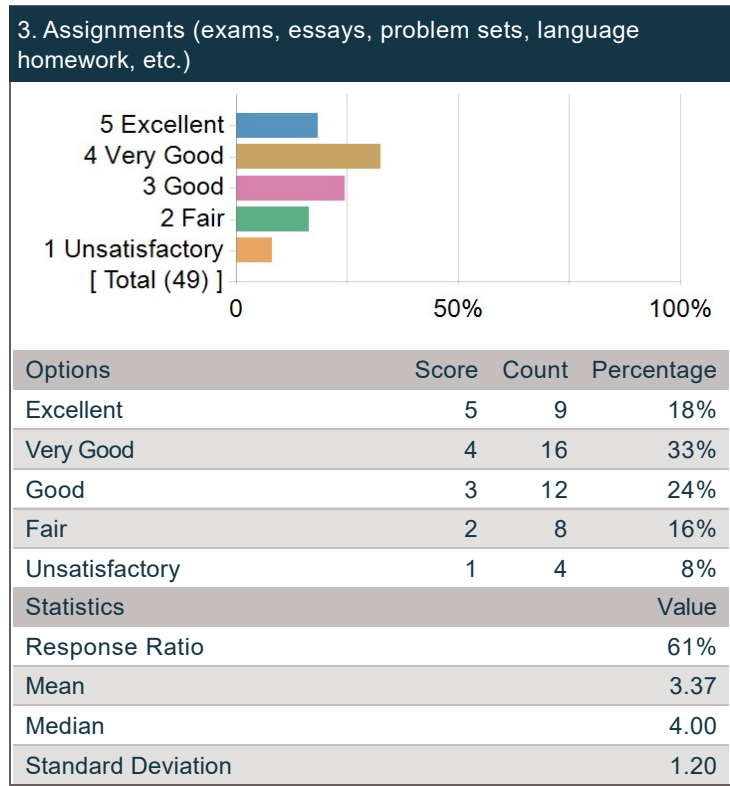
General Course Questions

Course General Questions

	Count	Excellent	Very Good	Good	Fair	Unsatisfactory	Course Mean	Dept Mean	Division Mean
Evaluate the course overall.	52	15%	37%	31%	10%	8%	3.42	4.04	4.22
Course materials (readings, audio-visual materials, textbooks, lab manuals, website, etc.)	50	24%	30%	32%	8%	6%	3.58	4.07	4.23
Assignments (exams, essays, problem sets, language homework, etc.)	49	18%	33%	24%	16%	8%	3.37	3.82	4.09
Feedback you received on work you produced in this course	40	18%	20%	30%	28%	5%	3.18	3.79	4.08
Section component of the course	39	56%	26%	10%	8%	0%	4.31	4.08	4.19

Course

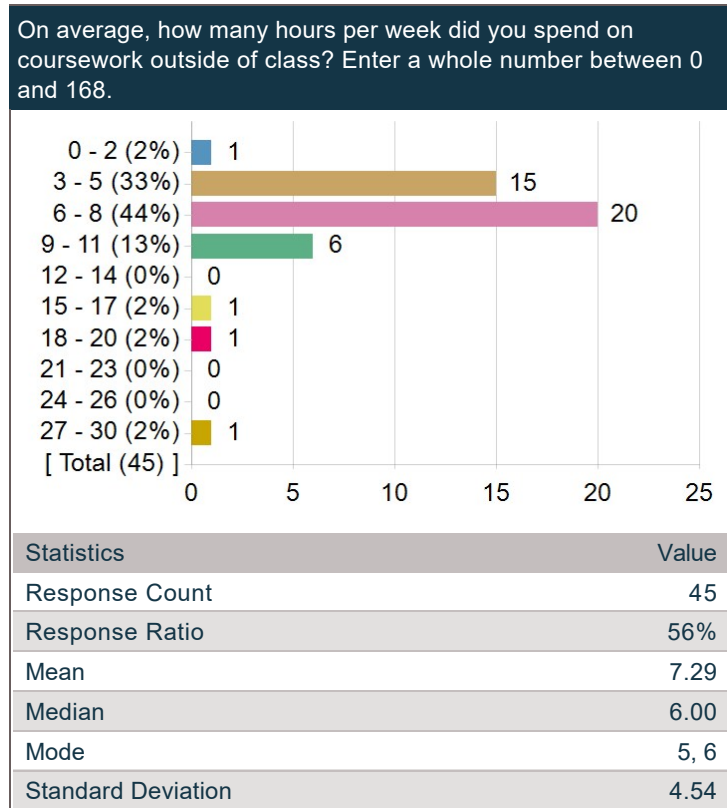
1. Evaluate the course overall.				2. Course materials (readings, audio-visual materials, textbooks, lab manuals, website, etc.)			
							
Options	Score	Count	Percentage	Options	Score	Count	Percentage
Excellent	5	8	15%	Excellent	5	12	24%
Very Good	4	19	37%	Very Good	4	15	30%
Good	3	16	31%	Good	3	16	32%
Fair	2	5	10%	Fair	2	4	8%
Unsatisfactory	1	4	8%	Unsatisfactory	1	3	6%
Statistics			Value	Statistics			Value
Response Ratio			65%	Response Ratio			63%
Mean			3.42	Mean			3.58
Median			4.00	Median			4.00
Standard Deviation			1.11	Standard Deviation			1.13



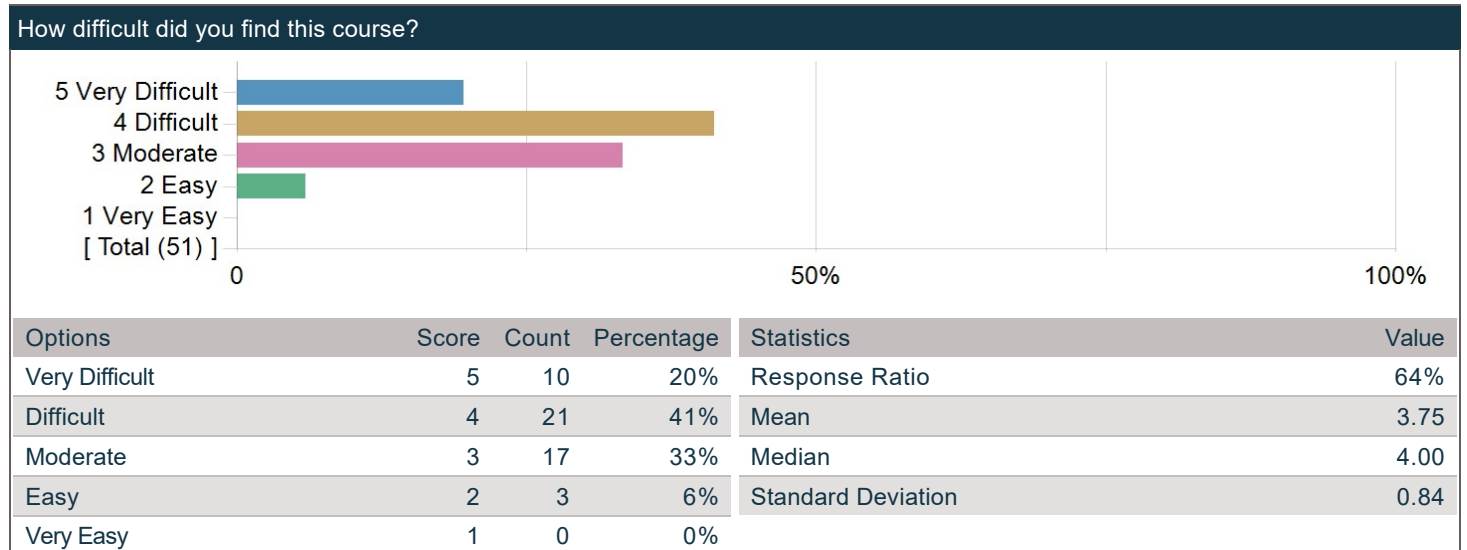
Requirements - What did this course require of you?

On average, how many hours per week did you spend on coursework outside of class? Enter a whole number between 0 and 168.

Frequency chart and mean excludes students who answered 31 or more hours.



How difficult did you find this course?

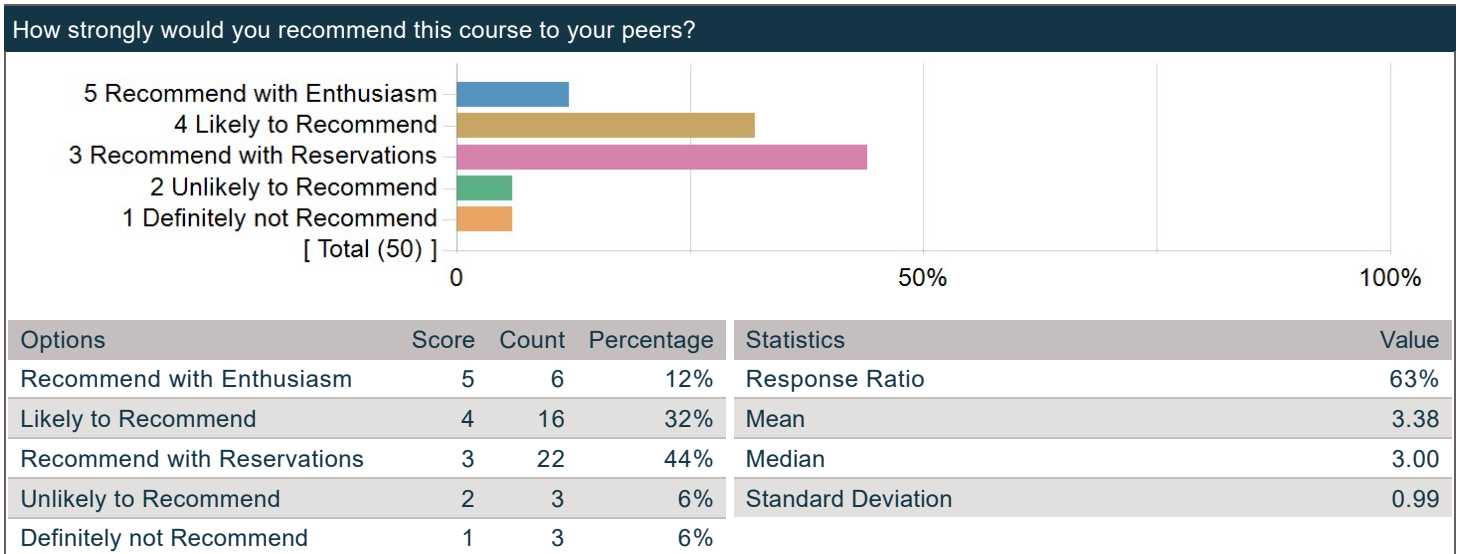


What was/were your reason(s) for enrolling in this course? (Please check all that apply)

Options	Count
Elective	6
Concentration or Department Requirement	34
Secondary Field or Language Citation Requirement	14
Undergraduate General Education Requirement	0
Expository Writing Requirement	0
Foreign Language Requirement	0
Pre-Med Requirement	0
Divisional Distribution Requirement	0
Quantitative Reasoning with Data Requirement	0

Recommendations - Would you recommend this course?

How strongly would you recommend this course to your peers?

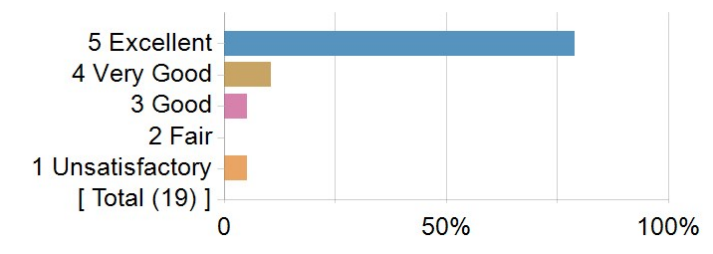
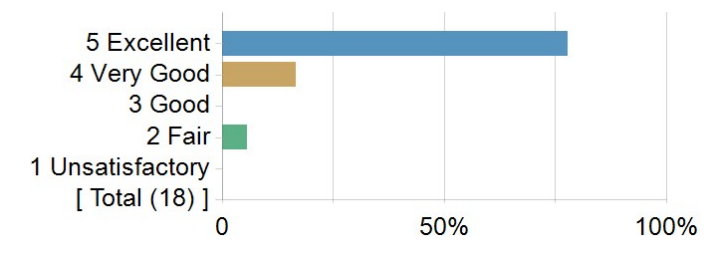
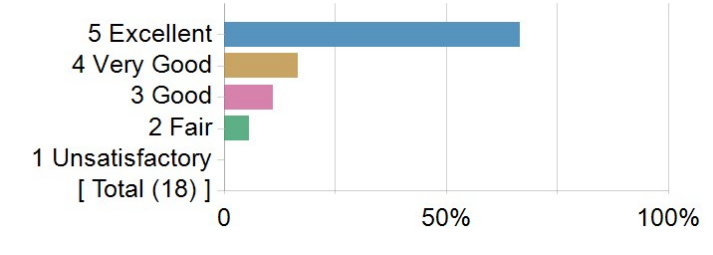
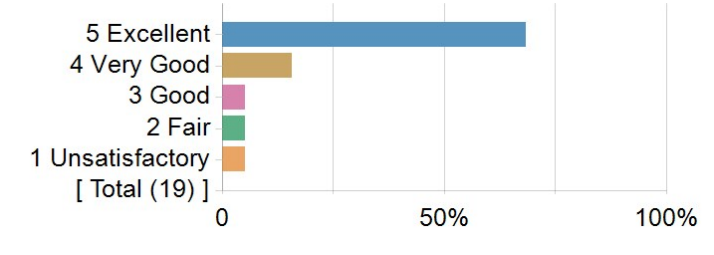


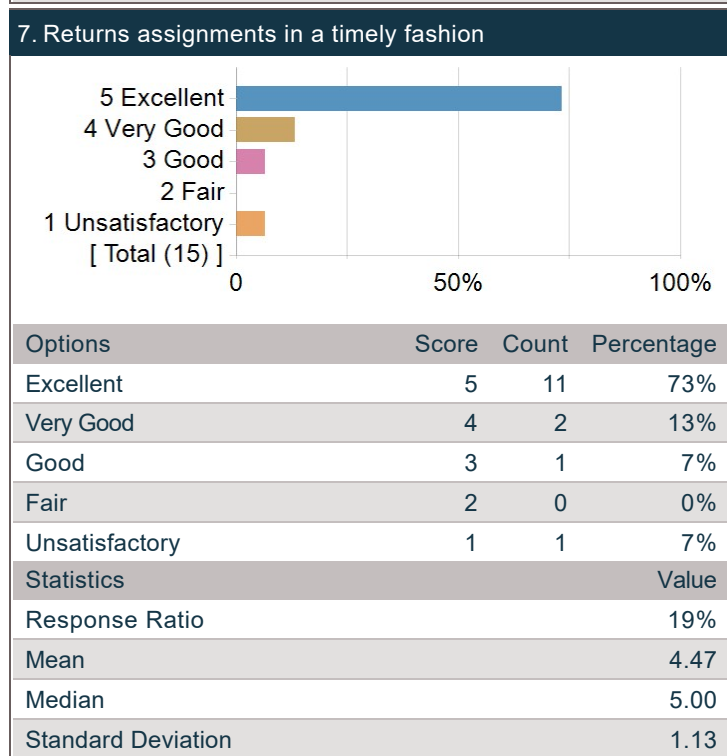
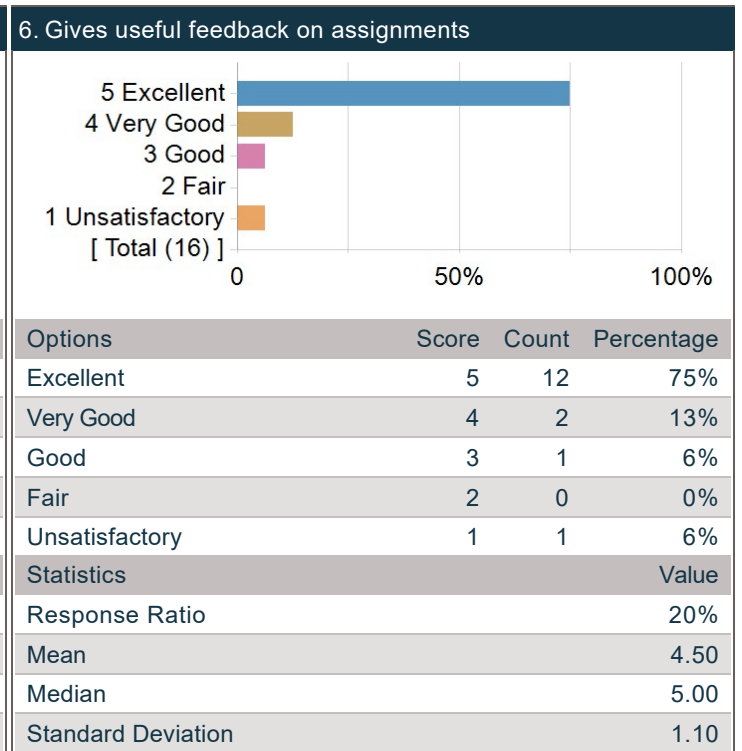
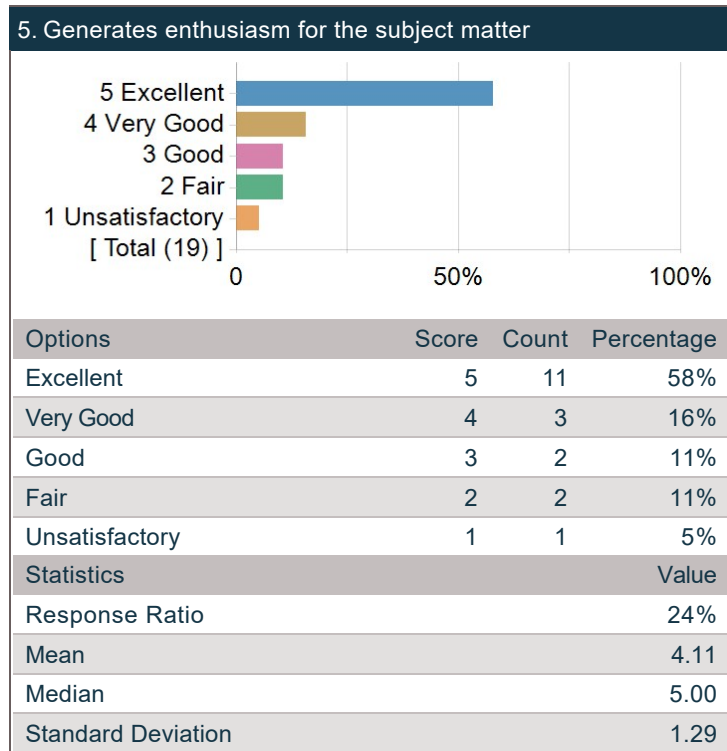
Evaluation of Section Leaders

Section Leader Questions

	Count	Excellent	Very Good	Good	Fair	Unsatisfactory	Instructor Mean	Dept Mean	Division Mean
Evaluate your Section Leader overall.	19	79%	11%	5%	0%	5%	4.58	4.54	4.54
Gives effective lectures or presentations, if applicable	18	78%	17%	0%	6%	0%	4.67	4.46	4.48
Facilitates discussion and encourages participation	18	67%	17%	11%	6%	0%	4.44	4.43	4.49
Is accessible outside of class (including after class, office hours, e-mail, etc.)	19	68%	16%	5%	5%	5%	4.37	4.58	4.60
Generates enthusiasm for the subject matter	19	58%	16%	11%	11%	5%	4.11	4.41	4.48
Gives useful feedback on assignments	16	75%	13%	6%	0%	6%	4.50	4.46	4.47
Returns assignments in a timely fashion	15	73%	13%	7%	0%	7%	4.47	4.48	4.46

Section Leader

1. Evaluate your Section Leader overall.				2. Gives effective lectures or presentations, if applicable			
							
Options	Score	Count	Percentage	Options	Score	Count	Percentage
Excellent	5	15	79%	Excellent	5	14	78%
Very Good	4	2	11%	Very Good	4	3	17%
Good	3	1	5%	Good	3	0	0%
Fair	2	0	0%	Fair	2	1	6%
Unsatisfactory	1	1	5%	Unsatisfactory	1	0	0%
Statistics			Value	Statistics			Value
Response Ratio			24%	Response Ratio			23%
Mean			4.58	Mean			4.67
Median			5.00	Median			5.00
Standard Deviation			1.02	Standard Deviation			0.77
3. Facilitates discussion and encourages participation				4. Is accessible outside of class (including after class, office hours, e-mail, etc.)			
							
Options	Score	Count	Percentage	Options	Score	Count	Percentage
Excellent	5	12	67%	Excellent	5	13	68%
Very Good	4	3	17%	Very Good	4	3	16%
Good	3	2	11%	Good	3	1	5%
Fair	2	1	6%	Fair	2	1	5%
Unsatisfactory	1	0	0%	Unsatisfactory	1	1	5%
Statistics			Value	Statistics			Value
Response Ratio			23%	Response Ratio			24%
Mean			4.44	Mean			4.37
Median			5.00	Median			5.00
Standard Deviation			0.92	Standard Deviation			1.16



Section Leader Comments

Please comment on your Section Leader's teaching.

Comments
Don't speak during exams, please! Also, if you publish a section time, please attend it.
Constanza was incredibly helpful, especially right before exams. She always answered my questions, even when I sent her lots of emails, and she always took the time to make sure we understood all of the concepts. Thank you so much Constanza!
Easy to follow the process of solving questions.
Constanza followed up over email when I asked her a question she wasn't sure she had the answer to yet, and I really appreciated that.
Constanza was a very helpful section leader and was a key part of my learning experience.
Constanza was wonderful! Encouraged learning, explained clearly and answered all of our questions, asked for feedback throughout the semester.
Constanza was very clear and well-prepared for section every time I went! She certainly taught me more of what I needed to know for this course than all of the lectures combined, and she was always ready to answer questions in person or over email.
Very helpful recaps of what we went over during lecture but at a slower pace and more clear.
Teaches the course material very well. Gives clear and concise feedback on how to solve any problem covered in class. Overall, someone who I definitely enjoyed having as a section leader.
I really enjoyed Constanza's section. Her lectures were very clear and helpful in understanding the course material, and she went through practice problems in a way that really helped me to learn how to complete problems on problem sets and exams.